


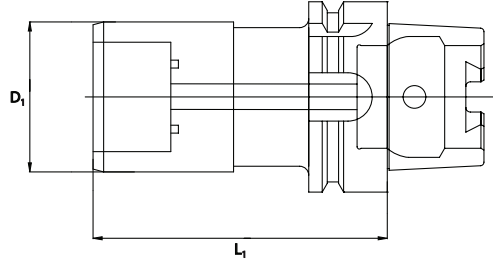












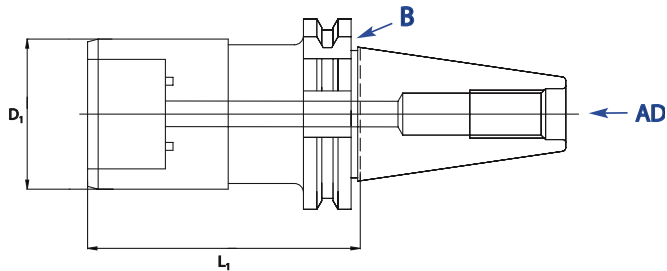










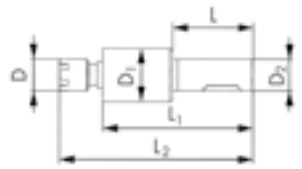
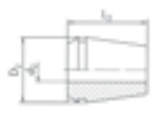




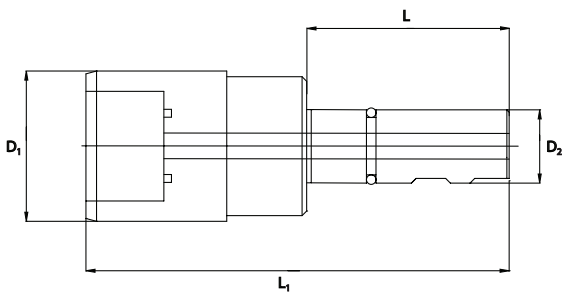











| DIN 69 893 A | SRT-HSK63-312 | SRT-HSK63-520 | SRT-HSK63-1433 | | | | | | | | | | | | | | | | | | | | | | | | | | | | |
|--|--|--|--|---|--------|--------|----|----------|---------|----------|----|--------|--|--|----------|---------|----------|----|--|--------|--|-----------|----------|----------|----|--|--|--------|--|--|--|
| <h1>HSK</h1> |  |  |  | | | | | | | | | | | | | | | | | | | | | | | | | | | | |
|  |  <50 bar |  <50 bar |  <50 bar | | | | | | | | | | | | | | | | | | | | | | | | | | | | |
| <table border="1"> <thead> <tr> <th>D_1 mm</th> <th>L_1 mm</th> <th></th> <th> 282</th> <th>ID</th> <th>ID</th> <th>ID</th> </tr> </thead> <tbody> <tr> <td>M3 - M12</td> <td>36 72.0</td> <td>HSK A 63</td> <td>S1</td> <td>170111</td> <td></td> <td></td> </tr> <tr> <td>M5 - M20</td> <td>53 89.0</td> <td>HSK A 63</td> <td>S2</td> <td></td> <td>170112</td> <td></td> </tr> <tr> <td>M14 - M33</td> <td>78 121.0</td> <td>HSK A 63</td> <td>S3</td> <td></td> <td></td> <td>170114</td> </tr> </tbody> </table> | D_1 mm | L_1 mm |  |  282 | ID | ID | ID | M3 - M12 | 36 72.0 | HSK A 63 | S1 | 170111 | | | M5 - M20 | 53 89.0 | HSK A 63 | S2 | | 170112 | | M14 - M33 | 78 121.0 | HSK A 63 | S3 | | | 170114 | | | |
| D_1 mm | L_1 mm |  |  282 | ID | ID | ID | | | | | | | | | | | | | | | | | | | | | | | | | |
| M3 - M12 | 36 72.0 | HSK A 63 | S1 | 170111 | | | | | | | | | | | | | | | | | | | | | | | | | | | |
| M5 - M20 | 53 89.0 | HSK A 63 | S2 | | 170112 | | | | | | | | | | | | | | | | | | | | | | | | | | |
| M14 - M33 | 78 121.0 | HSK A 63 | S3 | | | 170114 | | | | | | | | | | | | | | | | | | | | | | | | | |
| MAS/BT Form AD + B | SRT-BT40-312 | SRT-BT40-520 | SRT-BT40-1433 | | | | | | | | | | | | | | | | | | | | | | | | | | | | |
| <h1>BT</h1> |  |  |  | | | | | | | | | | | | | | | | | | | | | | | | | | | | |
|  |  <50 bar |  <50 bar |  <50 bar | | | | | | | | | | | | | | | | | | | | | | | | | | | | |
| <table border="1"> <thead> <tr> <th>D_1 mm</th> <th>L_1 mm</th> <th></th> <th> 282</th> <th>ID</th> <th>ID</th> <th>ID</th> </tr> </thead> <tbody> <tr> <td>M3 - M12</td> <td>36 71.0</td> <td>BT 40</td> <td>S1</td> <td>170133</td> <td></td> <td></td> </tr> <tr> <td>M5 - M20</td> <td>53 85.0</td> <td>BT 40</td> <td>S2</td> <td></td> <td>170134</td> <td></td> </tr> <tr> <td>M14 - M33</td> <td>78 121.0</td> <td>BT 40</td> <td>S3</td> <td></td> <td></td> <td>170135</td> </tr> </tbody> </table> | D_1 mm | L_1 mm |  |  282 | ID | ID | ID | M3 - M12 | 36 71.0 | BT 40 | S1 | 170133 | | | M5 - M20 | 53 85.0 | BT 40 | S2 | | 170134 | | M14 - M33 | 78 121.0 | BT 40 | S3 | | | 170135 | | | |
| D_1 mm | L_1 mm |  |  282 | ID | ID | ID | | | | | | | | | | | | | | | | | | | | | | | | | |
| M3 - M12 | 36 71.0 | BT 40 | S1 | 170133 | | | | | | | | | | | | | | | | | | | | | | | | | | | |
| M5 - M20 | 53 85.0 | BT 40 | S2 | | 170134 | | | | | | | | | | | | | | | | | | | | | | | | | | |
| M14 - M33 | 78 121.0 | BT 40 | S3 | | | 170135 | | | | | | | | | | | | | | | | | | | | | | | | | |



| DIN 69 871 Form AD + B | SRT-SK40-312 | SRT-SK40-520 | SRT-SK40-1433 | | | | | | | | | | | | | | | | | | | | |
|--|--------------|---------------|---------------|----|--|----------|----|------|-------|----|-----------|----|-------|-------|----|-----------|----|-------|-------|----|-----------|-----------|-----------|
| <h1>SK</h1> | | | | | | | | | | | | | | | | | | | | | | | |
| | | | | | | | | | | | | | | | | | | | | | | | |
| | | | | | | | | | | | | | | | | | | | | | | | |
| <table border="1"> <thead> <tr> <th></th> <th>D_1 mm</th> <th>L_1 mm</th> <th></th> <th></th> </tr> </thead> <tbody> <tr> <td>M3 - M12</td> <td>36</td> <td>65.0</td> <td>SK 40</td> <td>S1</td> </tr> <tr> <td>M5 - M20</td> <td>53</td> <td>79.0</td> <td>SK 40</td> <td>S2</td> </tr> <tr> <td>M14 - M33</td> <td>78</td> <td>115.0</td> <td>SK 40</td> <td>S3</td> </tr> </tbody> </table> | | D_1 mm | L_1 mm | | | M3 - M12 | 36 | 65.0 | SK 40 | S1 | M5 - M20 | 53 | 79.0 | SK 40 | S2 | M14 - M33 | 78 | 115.0 | SK 40 | S3 | ID | ID | ID |
| | D_1 mm | L_1 mm | | | | | | | | | | | | | | | | | | | | | |
| M3 - M12 | 36 | 65.0 | SK 40 | S1 | | | | | | | | | | | | | | | | | | | |
| M5 - M20 | 53 | 79.0 | SK 40 | S2 | | | | | | | | | | | | | | | | | | | |
| M14 - M33 | 78 | 115.0 | SK 40 | S3 | | | | | | | | | | | | | | | | | | | |
| | 170124 | 170125 | 170126 | | | | | | | | | | | | | | | | | | | | |
| | | | | | | | | | | | | | | | | | | | | | | | |
| DIN 69 871 Form AD + B | SRT-SK50-520 | SRT-SK50-1433 | SRT-SK50-2248 | | | | | | | | | | | | | | | | | | | | |
| <h1>SK</h1> | | | | | | | | | | | | | | | | | | | | | | | |
| | | | | | | | | | | | | | | | | | | | | | | | |
| | | | | | | | | | | | | | | | | | | | | | | | |
| <table border="1"> <thead> <tr> <th></th> <th>D_1 mm</th> <th>L_1 mm</th> <th></th> <th></th> </tr> </thead> <tbody> <tr> <td>M5 - M20</td> <td>53</td> <td>79.0</td> <td>SK 50</td> <td>S2</td> </tr> <tr> <td>M14 - M33</td> <td>78</td> <td>115.0</td> <td>SK 50</td> <td>S3</td> </tr> <tr> <td>M22 - M48</td> <td>96</td> <td>170.0</td> <td>SK 50</td> <td>S4</td> </tr> </tbody> </table> | | D_1 mm | L_1 mm | | | M5 - M20 | 53 | 79.0 | SK 50 | S2 | M14 - M33 | 78 | 115.0 | SK 50 | S3 | M22 - M48 | 96 | 170.0 | SK 50 | S4 | ID | ID | ID |
| | D_1 mm | L_1 mm | | | | | | | | | | | | | | | | | | | | | |
| M5 - M20 | 53 | 79.0 | SK 50 | S2 | | | | | | | | | | | | | | | | | | | |
| M14 - M33 | 78 | 115.0 | SK 50 | S3 | | | | | | | | | | | | | | | | | | | |
| M22 - M48 | 96 | 170.0 | SK 50 | S4 | | | | | | | | | | | | | | | | | | | |
| | 170128 | 170129 | 170130 | | | | | | | | | | | | | | | | | | | | |
| | | | | | | | | | | | | | | | | | | | | | | | |



| DIN 1835 B | SRT032-D6 | SRT054-D12 | ER8 |
|---|--|--|--|
|  | | | |
| SRT032 / SRT054 | | D9865- | |
|  | |  | |
| |  |  |  |
| | ID | ID | |
| M0.3 - M2 | 157610 | | |
| M0.5 - M4 | | 127413 | |
| No | D₂ mm | L₃ mm | d₂ mm |
| ER8-0200 | 8.5 | 13.5 | 2.0 |
| ER8-0250 | 8.5 | 13.5 | 2.5 |
| ER8-0300 | 8.5 | 13.5 | 3.0 |
| ER8-0350 | 8.5 | 13.5 | 3.5 |
| ER8-0400 | 8.5 | 13.5 | 4.0 |
| ER8-0450 | 8.5 | 13.5 | 4.5 |
| | | | ID |
| ER8-0200 | | | 118895 |
| ER8-0250 | | | 118896 |
| ER8-0300 | | | 118897 |
| ER8-0350 | | | 118898 |
| ER8-0400 | | | 118899 |
| ER8-0450 | | | 118900 |
| DIN 1835 B | SRT312-D20 | SRT312-D25 | SRT520-D25 |
|  | | | |
|  | | | |
| |  |  |  |
| |   |   |   |
| | ID | ID | ID |
| M3 - M12 | 162832 | | |
| M3 - M12 | | 162831 | |
| M5 - M20 | | | 162833 |

SRT Резьбовые патроны с осевой компенсацией

Oprawki SRT wyposażone w kompensację osiową

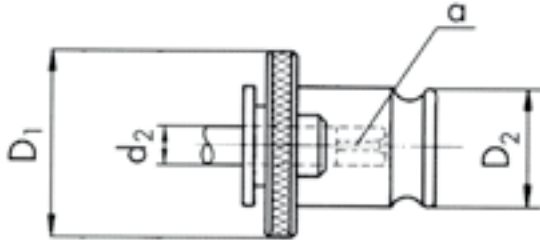


Uniquement pour taraudage synchrone
Nur für Synchronbearbeitung
Only for rigid tapping
Solo per maschiatura sincrona
Solo para roscado sincronizado

| DIN 1835 B | SRT-1D20-312 | SRT-1D25-312 | SRT-2D25-520 | | | | | | | | | | | | | | | | | | | | | | | | | | | | | | | | |
|---|----------------------|----------------------|----------------------|----------------------|----------------------|-----|--------|----|----------|----|----|------|-------|----|-----|--------|-----------|----|----|------|-------|----|--|--------|-----------|----|----|------|-------|----|--|--------|--|--|--|
| SRT | | | | | | | | | | | | | | | | | | | | | | | | | | | | | | | | | | | |
| | | | | | | | | | | | | | | | | | | | | | | | | | | | | | | | | | | | |
| <table border="1"> <thead> <tr> <th></th> <th>D₁ mm</th> <th>D₂ mm</th> <th>L mm</th> <th>L₁ mm</th> <th></th> <th></th> <th>ID</th> </tr> </thead> <tbody> <tr> <td>M3 - M12</td> <td>36</td> <td>20</td> <td>51.0</td> <td>97</td> <td>S1</td> <td>282</td> <td>170140</td> </tr> <tr> <td>M3 - M12</td> <td>36</td> <td>25</td> <td>57.0</td> <td>103</td> <td>S1</td> <td></td> <td>170020</td> </tr> <tr> <td>M5 - M20</td> <td>53</td> <td>25</td> <td>57.0</td> <td>131</td> <td>S2</td> <td></td> <td>170141</td> </tr> </tbody> </table> | | D ₁ mm | D ₂ mm | L mm | L ₁ mm | | | ID | M3 - M12 | 36 | 20 | 51.0 | 97 | S1 | 282 | 170140 | M3 - M12 | 36 | 25 | 57.0 | 103 | S1 | | 170020 | M5 - M20 | 53 | 25 | 57.0 | 131 | S2 | | 170141 | | | |
| | D ₁ mm | D ₂ mm | L mm | L ₁ mm | | | ID | | | | | | | | | | | | | | | | | | | | | | | | | | | | |
| M3 - M12 | 36 | 20 | 51.0 | 97 | S1 | 282 | 170140 | | | | | | | | | | | | | | | | | | | | | | | | | | | | |
| M3 - M12 | 36 | 25 | 57.0 | 103 | S1 | | 170020 | | | | | | | | | | | | | | | | | | | | | | | | | | | | |
| M5 - M20 | 53 | 25 | 57.0 | 131 | S2 | | 170141 | | | | | | | | | | | | | | | | | | | | | | | | | | | | |
| DIN 1835 B | SRT-2D32-520 | SRT-3D25-1433 | SRT-3D32-1433 | | | | | | | | | | | | | | | | | | | | | | | | | | | | | | | | |
| SRT | | | | | | | | | | | | | | | | | | | | | | | | | | | | | | | | | | | |
| | | | | | | | | | | | | | | | | | | | | | | | | | | | | | | | | | | | |
| <table border="1"> <thead> <tr> <th></th> <th>D₁ mm</th> <th>D₂ mm</th> <th>L mm</th> <th>L₁ mm</th> <th></th> <th></th> <th>ID</th> </tr> </thead> <tbody> <tr> <td>M5 - M20</td> <td>53</td> <td>32</td> <td>61.5</td> <td>135.5</td> <td>S2</td> <td>282</td> <td>170142</td> </tr> <tr> <td>M14 - M33</td> <td>78</td> <td>25</td> <td>57.0</td> <td>164.5</td> <td>S3</td> <td></td> <td>170143</td> </tr> <tr> <td>M14 - M33</td> <td>78</td> <td>32</td> <td>61.5</td> <td>169.0</td> <td>S3</td> <td></td> <td>170144</td> </tr> </tbody> </table> | | D ₁ mm | D ₂ mm | L mm | L ₁ mm | | | ID | M5 - M20 | 53 | 32 | 61.5 | 135.5 | S2 | 282 | 170142 | M14 - M33 | 78 | 25 | 57.0 | 164.5 | S3 | | 170143 | M14 - M33 | 78 | 32 | 61.5 | 169.0 | S3 | | 170144 | | | |
| | D ₁ mm | D ₂ mm | L mm | L ₁ mm | | | ID | | | | | | | | | | | | | | | | | | | | | | | | | | | | |
| M5 - M20 | 53 | 32 | 61.5 | 135.5 | S2 | 282 | 170142 | | | | | | | | | | | | | | | | | | | | | | | | | | | | |
| M14 - M33 | 78 | 25 | 57.0 | 164.5 | S3 | | 170143 | | | | | | | | | | | | | | | | | | | | | | | | | | | | |
| M14 - M33 | 78 | 32 | 61.5 | 169.0 | S3 | | 170144 | | | | | | | | | | | | | | | | | | | | | | | | | | | | |



SRT



S1-

S2-

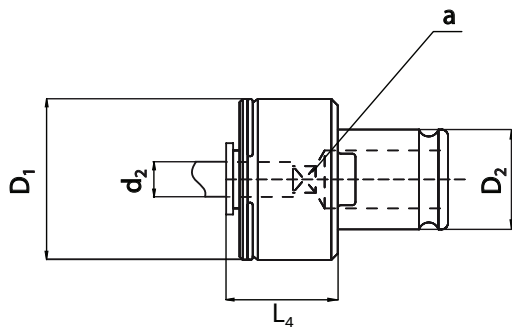
S3-

S4-



| No | D ₁ mm | D ₂ mm | d ₂ mm | α mm | ID | ID | ID | ID |
|---------|----------------------|----------------------|----------------------|---------|--------|--------|--------|--------|
| S1-0028 | 30 | 19.0 | 2.8 | 2.1 | 129915 | | | |
| S1-0035 | 30 | 19.0 | 3.5 | 2.7 | 129916 | | | |
| S1-0045 | 30 | 19.0 | 4.5 | 3.4 | 129918 | | | |
| S1-0060 | 30 | 19.0 | 6.0 | 4.9 | 129920 | | | |
| S1-0070 | 30 | 19.0 | 7.0 | 5.5 | 129921 | | | |
| S1-0080 | 30 | 19.0 | 8.0 | 6.2 | 129922 | | | |
| S1-0090 | 30 | 19.0 | 9.0 | 7.0 | 129923 | | | |
| S1-0100 | 30 | 19.0 | 10.0 | 8.0 | 129924 | | | |
| S1-0110 | 30 | 19.0 | 11.0 | 9.0 | 129925 | | | |
| S2-0060 | 48 | 31.0 | 6.0 | 4.9 | | 129927 | | |
| S2-0070 | 48 | 31.0 | 7.0 | 5.5 | | 129928 | | |
| S2-0080 | 48 | 31.0 | 8.0 | 6.2 | | 129929 | | |
| S2-0090 | 48 | 31.0 | 9.0 | 7.0 | | 129930 | | |
| S2-0100 | 48 | 31.0 | 10.0 | 8.0 | | 129931 | | |
| S2-0110 | 48 | 31.0 | 11.0 | 9.0 | | 148303 | | |
| S2-0120 | 48 | 31.0 | 12.0 | 9.0 | | 129932 | | |
| S2-0140 | 48 | 31.0 | 14.0 | 11.0 | | 129933 | | |
| S2-0160 | 48 | 31.0 | 16.0 | 12.0 | | 129934 | | |
| S2-0180 | 48 | 31.0 | 18.0 | 14.5 | | 151355 | | |
| S3-0110 | 70 | 48.0 | 11.0 | 9.0 | | | 170145 | |
| S3-0120 | 70 | 48.0 | 12.0 | 9.0 | | | 170146 | |
| S3-0140 | 70 | 48.0 | 14.0 | 11.0 | | | 170147 | |
| S3-0160 | 70 | 48.0 | 16.0 | 12.0 | | | 170148 | |
| S3-0180 | 70 | 48.0 | 18.0 | 14.5 | | | 170149 | |
| S3-0200 | 70 | 48.0 | 20.0 | 16.0 | | | 170150 | |
| S3-0220 | 70 | 48.0 | 22.0 | 18.0 | | | 170151 | |
| S3-0250 | 70 | 48.0 | 25.0 | 20.0 | | | 170152 | |
| S4-0180 | 96 | 60.0 | 18.0 | 14.5 | | | | 170153 |
| S4-0200 | 96 | 60.0 | 20.0 | 16.0 | | | | 170154 |
| S4-0220 | 96 | 60.0 | 22.0 | 18.0 | | | | 170155 |
| S4-0250 | 96 | 60.0 | 25.0 | 20.0 | | | | 170156 |
| S4-0280 | 96 | 60.0 | 28.0 | 22.0 | | | | 170157 |
| S4-0320 | 96 | 60.0 | 32.0 | 24.0 | | | | 170158 |
| S4-0360 | 96 | 60.0 | 36.0 | 29.0 | | | | 170159 |

CLASSIC



SC1-

SC2-

SC3-

SC4-



| No | D ₁ mm | D ₂ mm | d ₂ mm | a mm | L ₄ mm | ID | ID | ID | ID |
|----------|----------------------|----------------------|----------------------|---------|----------------------|--------|--------|--------|--------|
| SC1-0028 | 32 | 19.0 | 2.8 | 2.1 | 25 | 170160 | | | |
| SC1-0035 | 32 | 19.0 | 3.5 | 2.7 | 25 | 170161 | | | |
| SC1-0045 | 32 | 19.0 | 4.5 | 3.4 | 25 | 170162 | | | |
| SC1-0060 | 32 | 19.0 | 6.0 | 4.9 | 25 | 170163 | | | |
| SC1-0070 | 32 | 19.0 | 7.0 | 5.5 | 25 | 170164 | | | |
| SC1-0080 | 32 | 19.0 | 8.0 | 6.2 | 25 | 170165 | | | |
| SC1-0090 | 32 | 19.0 | 9.0 | 7.0 | 25 | 170166 | | | |
| SC1-0100 | 32 | 19.0 | 10.0 | 8.0 | 25 | 170167 | | | |
| SC2-0060 | 50 | 31.0 | 6.0 | 4.9 | 34 | | 170168 | | |
| SC2-0070 | 50 | 31.0 | 7.0 | 5.5 | 34 | | 170169 | | |
| SC2-0080 | 50 | 31.0 | 8.0 | 6.2 | 34 | | 170170 | | |
| SC2-0090 | 50 | 31.0 | 9.0 | 7.0 | 34 | | 170171 | | |
| SC2-0100 | 50 | 31.0 | 10.0 | 8.0 | 34 | | 170172 | | |
| SC2-0110 | 50 | 31.0 | 11.0 | 9.0 | 34 | | 170173 | | |
| SC2-0120 | 50 | 31.0 | 12.0 | 9.0 | 34 | | 170174 | | |
| SC2-0140 | 50 | 31.0 | 14.0 | 11.0 | 34 | | 170175 | | |
| SC2-0160 | 50 | 31.0 | 16.0 | 12.0 | 34 | | 170176 | | |
| SC2-0180 | 50 | 31.0 | 18.0 | 14.5 | 34 | | 170177 | | |
| SC3-0110 | 72 | 48.0 | 11.0 | 9.0 | 45 | | | 170178 | |
| SC3-0120 | 72 | 48.0 | 12.0 | 9.0 | 45 | | | 170179 | |
| SC3-0140 | 72 | 48.0 | 14.0 | 11.0 | 45 | | | 170180 | |
| SC3-0160 | 72 | 48.0 | 16.0 | 12.0 | 45 | | | 170181 | |
| SC3-0180 | 72 | 48.0 | 18.0 | 14.5 | 45 | | | 170182 | |
| SC3-0200 | 72 | 48.0 | 20.0 | 16.0 | 45 | | | 170183 | |
| SC3-0220 | 72 | 48.0 | 22.0 | 18.0 | 45 | | | 170184 | |
| SC3-0250 | 72 | 48.0 | 25.0 | 20.0 | 45 | | | 170185 | |
| SC4-0180 | 96 | 60.0 | 18.0 | 14.5 | 68 | | | | 170186 |
| SC4-0200 | 96 | 60.0 | 20.0 | 16.0 | 68 | | | | 170187 |
| SC4-0220 | 96 | 60.0 | 22.0 | 18.0 | 68 | | | | 170188 |
| SC4-0250 | 96 | 60.0 | 25.0 | 20.0 | 68 | | | | 170189 |
| SC4-0280 | 96 | 60.0 | 28.0 | 22.0 | 68 | | | | 170190 |
| SC4-0320 | 96 | 60.0 | 32.0 | 24.0 | 68 | | | | 170191 |
| SC4-0360 | 96 | 60.0 | 36.0 | 29.0 | 68 | | | | 170192 |






















Твердосплавные спиральные сверла
Wiertła pełnowęglkowe




sur demande
auf Anfrage
on request
su richiesta
sobre pedido

| | | | | | | | F313VS | F285VS | F286VS | | | |
|---|-----------------------|-------------|-------------|-------------|----------|-------|-----------|--------|--------|--|--|--|
| <p>F313VS</p> <p>F285VS F286VS</p> | | | | | | | | | | | | |
| | | | | | | | | | | | | |
| | | | | | | | | | | | | |
| $\varnothing d_1$ (h_7) | d_2 (h_6) mm | l_1 mm | l_2 mm | | | | ID | | | | | |
| 0.88 | 3.0 | 38.0 | 8.0 | 2 | M 1 | | 158515 | | | | | |
| 1.08 | 3.0 | 38.0 | 10.0 | 2 | M 1.2 | | 158516 | | | | | |
| 1.25 | 3.0 | 38.0 | 12.0 | 2 | M 1.4 | | 158517 | | | | | |
| 1.45 | 3.0 | 38.0 | 12.0 | 2 | M 1.6 | | 158518 | | | | | |
| 1.65 | 3.0 | 38.0 | 12.0 | 2 | M 1.8 | | 158519 | | | | | |
| 1.80 | 3.0 | 38.0 | 12.0 | 2 | M 2 | | 158520 | | | | | |
| 1.95 | 3.0 | 38.0 | 12.0 | 2 | UNC 2-56 | | 158521 | | | | | |
| 2.30 | 3.0 | 38.0 | 16.0 | 2 | M 2.5 | | 158522 | | | | | |
| 2.55 | 3.0 | 38.0 | 16.0 | 2 | UNC 4-40 | | 158523 | | | | | |
| 2.80 | 3.0 | 38.0 | 16.0 | 2 | M 3 | | 158524 | | | | | |
| $\varnothing d_1$ (m_7) | d_2 (h_6) mm | l_1 mm | l_2 mm | l_3 mm | | | ID | | | | | |
| 3.25 | 6.0 | 62.0 | 20.0 | 14.0 | 2 | M 3.5 | 158527 | | | | | |
| 3.70 | 6.0 | 62.0 | 20.0 | 14.0 | 2 | M 4 | 158528 | | | | | |
| 4.65 | 6.0 | 66.0 | 24.0 | 17.0 | 2 | M 5 | 158532 | | | | | |
| 5.55 | 6.0 | 66.0 | 28.0 | 20.0 | 2 | M 6 | 158534 | | | | | |
| 7.40 | 8.0 | 79.0 | 41.0 | 29.0 | 2 | M 8 | 158540 | | | | | |
| 9.30 | 10.0 | 89.0 | 47.0 | 35.0 | 2 | M 10 | 158544 | | | | | |
| 11.20 | 12.0 | 102.0 | 55.0 | 40.0 | 2 | M 12 | 158546 | | | | | |
| $\varnothing d_1$ (m_7) | d_2 (h_6) mm | l_1 mm | l_2 mm | l_3 mm | | | ID | | | | | |
| 3.30 | 6.0 | 66.0 | 28.0 | 23.0 | 2 | M 4 | 160989 | | | | | |
| 4.20 | 6.0 | 74.0 | 36.0 | 29.0 | 2 | M 5 | 160990 | | | | | |
| 5.00 | 6.0 | 82.0 | 44.0 | 35.0 | 2 | M 6 | 160991 | | | | | |
| 6.80 | 8.0 | 91.0 | 53.0 | 43.0 | 2 | M 8 | 160992 | | | | | |
| 8.50 | 10.0 | 103.0 | 61.0 | 49.0 | 2 | M 10 | 160993 | | | | | |
| 10.20 | 12.0 | 118.0 | 71.0 | 56.0 | 2 | M 12 | 160994 | | | | | |

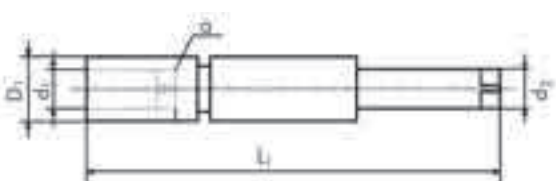


Наборы метчиков
Akcesoria do gwintowania

| Boxset | | D5855 | D5860 | D5891 |
|------------------------------------|--|--|---|---|
| D5855 |   | N1110-S M3, M4, M5, M6, M8, M10 N1210-S M12 | | |
| D5860 |     | N1110-S M3, M4, M5, M6, M8, M10 N1210-S M12 FO DIN 338 D2.5, 3.3, 4.2, 5.0, 6.8, FO DIN 338 8.5, 10.2 |    | |
| D5891 |   | N310-3 M3, M4, M5, M6, M8, M10 N410-3 M12 | | |
| No D5855 / D5860 / D5891 | | ID | ID | ID |
| M3 - M12 | | 118728 | 118733 | 170922 |
| Boxset | | D5892 | | |
| D5892 |    | N320V-4 | M3, M4, M5, M6, M8, M10 |  |
| No D5892 | | ID | | |
| M3 - M10 | | 170921 | | |
| Boxset | | D5896 | | |
| D5896 |    | N360V-3 | M3, M4, M5, M6, M8, M10 |  |
| No D5896 | | ID | | |
| M3 - M10 | | 167599 | | |

Плашкодержатели и воротки для метчиков
Oprawki do narzynek i klucze do gwintowników

| D5810- Плашкодержатели для круглых плашек по DIN EN 22568, DIN EN 24230, DIN EN 24231, DIN EN 40434. Oprawki do narzynek okrągłych wg DIN EN 22568, DIN EN 24230, DIN EN 24231, DIN EN 40434. | | | | | | | | | D5810- | D5820- |
|---|-----------------------|-----------|------------|-----------------|-----------------------|------------------|-----------------|-----------------|---|---------------|
| D5820- Воротки для метчиков, регулируемые DIN 1814 Klucze do gwintowników, regulowane DIN 1814 | | | | | | | | |  | |
| DIN EN | M | MF | UNC | UNF | UNEF | W | G (BSP) | NPT | | |
| No D5810- | Ø | Ø | Ø | Ø | UN Ø | Ø | Ø | Ø | | |
| 1 | 16 x 5 | 1 - 2.6 | 2 - 2.6 | No 1 - 4 | No 1 - 4 | | 1/16" - 3/32" | | 170712 | |
| 2 | 20 x 5 | 3 - 4 | 3 - 6 | No 5 | No 5 - 6 | | 1/8" | | 170713 | |
| 3 | 20 x 7 | 4.5 - 6 | | No 6 - 1/4" | No 8 - 1/4" | No 12 - 1/4" | 5/32" - 1/4" | | 170714 | |
| 4 | 25 x 9 | 7 - 9 | 7 - 9 | 5/16" | 5/16" | 5/16" | 5/16" | 1/16" | 170715 | |
| 5 | 30 x 11 | 10 - 11 | 10 - 11 | 3/8" - 7/16" | 3/8" - 7/16" | 3/8" - 7/16" | 3/8" - 7/16" | 1/8" | 170716 | |
| 6 | 38 x 10 | | 12 - 15 | | 1/2" - 9/16" | 1/2" - 9/16" | | 1/4" | 170717 | |
| 7 | 38 x 14 | 12 - 14 | | 1/2" - 9/16" | | | 1/2" - 9/16" | 1/4" | 170718 | |
| 8 | 45 x 14 | | 16 - 20 | | 5/8" - 3/4" | 5/8" - 13/16" | | 3/8" - 1/2" | 170719 | |
| 9 | 45 x 18 | 16 - 20 | | 5/8" - 3/4" | | | 5/8" - 3/4" | 1/2" | 170720 | |
| 10 | 55 x 16 | | 22 - 26 | | 7/8" - 1" | 7/8" - 1" | | 5/8" - 3/4" | 170721 | |
| 11 | 55 x 22 | 22 - 24 | | 7/8" - 1" | | | 7/8" - 1" | 3/4" | 170722 | |
| 12 | 65 x 18 | | *27 - 36 | | 1 1/8" - 1 3/8" | 1 1/16" - 1 3/8" | | 7/8" - 1" | 170723 | |
| 13 | 65 x 25 | 27 - 36 | | 1 1/8" - 1 3/8" | | | 1 1/8" - 1 3/8" | 1" | 170724 | |
| 14 | 75 x 20 | | 38 - 42 | | 1 1/2" | 1 7/16" - 1 1/2" | | 1 1/8" - 1 1/4" | 170725 | |
| 15 | 75 x 30 | 39 - 42 | | 1 1/2" | | | 1 1/2" - 1 5/8" | | 170726 | |
| 16 | 90 x 22 | | 45 - 52 | | | 1 3/4" - 2" | | 1 3/8" - 1 3/4" | 170727 | |
| 17 | 90 x 36 | 45 - 52 | | 1 3/4" - 2" | | | 1 3/4" - 2" | | 170728 | |
| 18 | 105 x 22 | | 55 - 65 | | | | 2" - 2 1/4" | | 170729 | |
| * Для шага 3 мм используйте №13 Do skoków 3 mm użyj Nr. 13 | | | | | | | | | | |
| No D5820- | a mm | | | | | | | | | ID |
| 0 | 1.9 - 3.0 | | | | | | | | | 170730 |
| 1 | 2.5 - 5.5 | | | | | | | | | 170731 |
| 2 | 4.3 - 8.0 | | | | | | | | | 170732 |
| 3 | 5.5 - 12.0 | | | | | | | | | 170733 |
| 4 | 9.5 - 15.5 | | | | | | | | | 170734 |
| 5 | 12.5 - 22.4 | | | | | | | | | 170735 |

Удлинитель для метчиков
Przedłużki do gwintowników

| D5830- D5840- | | Удлинитель для метчиков по DIN 377. Przedłużki do gwintowników, zbliżone do DIN 377. | | D5830- | D5840- | | |
|------------------|-------|---|----------------|---|----------------|---|--|
| | |  | |  | |  | |
| No | a | L ₁ | D ₁ | ID | | | |
| D5830- | mm | mm | mm | | | | |
| 1 | 2.10 | 60 | 6 | 110571 | | | |
| 2 | 2.24 | 70 | 6 | 110572 | | | |
| 3 | 2.40 | 70 | 6 | 110573 | | | |
| 4 | 2.50 | 80 | 7 | 110574 | | | |
| 5 | 2.80 | 90 | 7 | 110575 | | | |
| 6 | 3.00 | 90 | 7 | 110579 | | | |
| 7 | 3.15 | 95 | 7 | 110580 | | | |
| 8 | 3.40 | 95 | 8 | 110581 | | | |
| 9 | 3.55 | 100 | 8 | 118706 | | | |
| 10 | 3.80 | 100 | 9 | 118707 | | | |
| 11 | 4.00 | 105 | 10 | 118708 | | | |
| 12 | 4.30 | 105 | 10 | 118709 | | | |
| 13 | 4.50 | 105 | 10 | 118710 | | | |
| 14 | 4.90 | 110 | 10 | 118711 | | | |
| 15 | 5.00 | 110 | 11 | 118712 | | | |
| 16 | 5.50 | 115 | 12 | 118713 | | | |
| 17 | 5.60 | 110 | 12 | 118714 | | | |
| 18 | 6.20 | 120 | 14 | 118715 | | | |
| 19 | 6.30 | 120 | 14 | 118716 | | | |
| 20 | 7.00 | 125 | 15 | 118717 | | | |
| 21 | 7.10 | 120 | 15 | 118718 | | | |
| 22 | 7.50 | 120 | 15 | 118719 | | | |
| 23 | 8.00 | 125 | 17 | 118720 | | | |
| 24 | 9.00 | 130 | 19 | 118721 | | | |
| 25 | 10.00 | 140 | 21 | 110562 | | | |
| 26 | 11.00 | 150 | 23 | 110563 | | | |
| 27 | 11.20 | 145 | 23 | 110564 | | | |
| 28 | 12.00 | 155 | 25 | 110565 | | | |
| 29 | 12.50 | 160 | 25 | 110566 | | | |
| 30 | 14.00 | 165 | 28 | 110567 | | | |
| 31 | 14.50 | 175 | 29 | 110568 | | | |
| 32 | 16.00 | 180 | 30 | 110569 | | | |
| 33 | 18.00 | 200 | 33 | 110570 | | | |
| 34 | 20.00 | 220 | 36 | 110576 | | | |
| 35 | 22.00 | 220 | 40 | 110577 | | | |
| 36 | 22.40 | 240 | 40 | 110578 | | | |
| No | a | L ₁ | d ₂ | d ₁ | D ₁ | ID | |
| D5840- | mm | mm | mm | mm | mm | | |
| 10 | 2.70 | 130 | 6 | 3.5 | 7.5 | 169928 | |
| 11 | 3.40 | 130 | 6 | 4.5 | 8.5 | 169929 | |
| 1 | 4.90 | 130 | 6 | 6.0 | 12.0 | 142137 | |
| 2 | 5.50 | 130 | 7 | 7.0 | 13.0 | 142138 | |
| 3 | 6.20 | 130 | 8 | 8.0 | 13.0 | 142139 | |
| 4 | 7.00 | 130 | 9 | 9.0 | 17.0 | 142140 | |
| 5 | 8.00 | 130 | 10 | 10.0 | 17.0 | 142141 | |
| 6 | 9.00 | 130 | 11 | 11.0 | 17.0 | 142142 | |
| 7 | 9.00 | 130 | 12 | 12.0 | 20.0 | 142143 | |
| 8 | 11.00 | 130 | 14 | 14.0 | 20.0 | 142144 | |
| 9 | 12.00 | 130 | 16 | 16.0 | 25.0 | 142145 | |