

D'ANDREA

MCD' HSK-PSC

- INDEX
- INHALTSVERZEICHNIS
- ÍNDICE
- INDEX
- INDICE

HSK

PSC



p. 226



p. 230



p. 227



p. 231



p. 228




p. 232



p. 228




p. 232




p. 229



p. 233



p. 229



p. 233



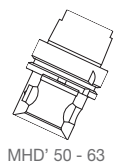
p. 229



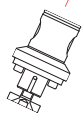
p. 233



Turning operations



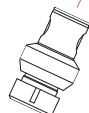
MHD' 50 - 63



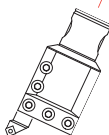
MHD' PF



MHD' WD



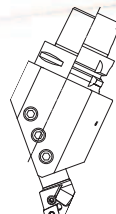
MHD' ER



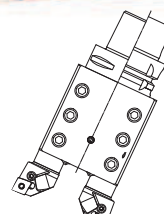
MHD' TU



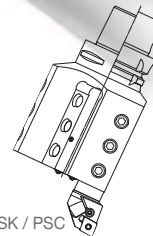
MHD' TRM



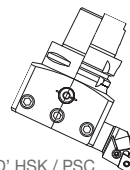
MCD' HSK / PSC
TU 25.45 R/L



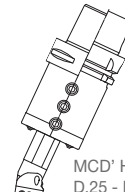
MCD' HSK / PSC
TU 25.02 N



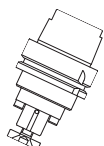
MCD' HSK / PSC
TU 25.03



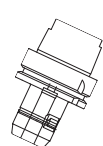
MCD' HSK / PSC
TU 25.90



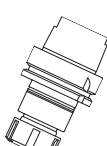
MCD' HSK / PSC
D.25 - D.40



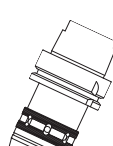
MONOd' PF



MONOd' WD

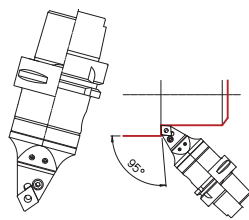


MONOd' ER

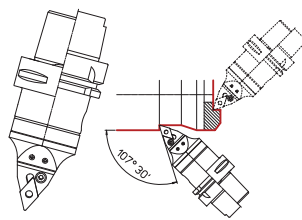


MONOforce 12 - 20 - 32

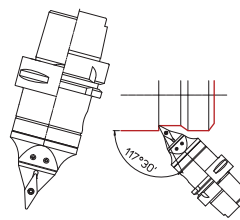




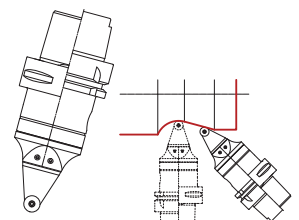
MCD' HSK / PSC
PCMNN



MCD' HSK / PSC
PDNNN



MCD' HSK / PSC
SVVBN



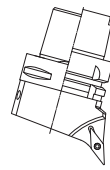
MCD' HSK / PSC
SRDCN



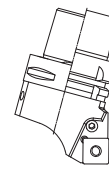
MCD' HSK / PSC
PCLNR/L



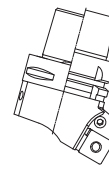
MCD' HSK / PSC
PDJNR/L



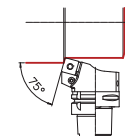
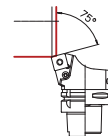
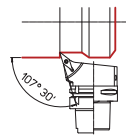
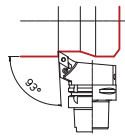
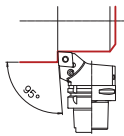
MCD' HSK / PSC
SVHBR/L



MCD' HSK / PSC
PSKNR/L



MCD' HSK / PSC
PSRRN/L



- TURNING TOOLS
- DREHENWERKZEUGE
- HERRAMIENTAS DE TORNEADO
- OUTILS DE TOURNAGE
- UTENSILI DI TORNITURA

GB MCD' is the line of tools and tool holders for lathes, built according to ISO 26623-1 PSC and HSK-T63 standards with recommended DIN 69893-T, ICTM constructive tolerances (ISO 12164-3) for the application on spindles of MULTI-TASK machinery. The MCD' program is composed of toolholders and interchangeable bit holders. The range includes toolholders which permit the mounting of tools for internal, external, cutting and threading of the various standard programs on the market

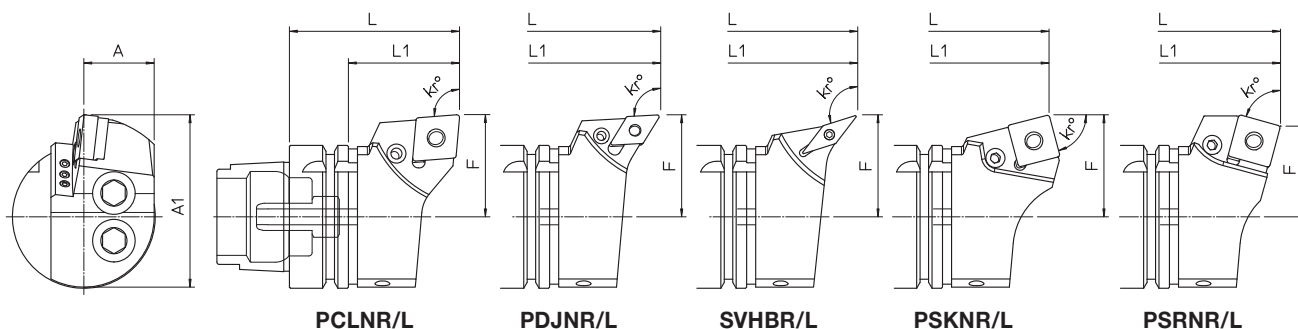

D MCD' ist eine Werkzeug- und Werkzeughalterlinie für Drehmaschinen nach den Normen ISO 26623-1 PSC und HSK-T63 mit DIN 69893-T, ICTM-Bautoleranzen (ISO 12164-3), die für die Anbringung auf den Spindeln von MULTI-TASK-Maschinen empfohlen werden. Das MCD' Programm wird hergestellt und besteht aus Werkzeughaltern und austauschbaren Einsatzhaltersitzen. Das Produktangebot umfasst auch Werkzeughalter, die die Montage von Werkzeugen für die Innen- und Außenbearbeitung, für Schnitt und Gewindebearbeitung der verschiedenen, auf dem Markt erhältlichen Standardprogramme ermöglichen.

E MCD' es la línea de herramientas y portaherramientas para torno, realizados conforme a las normas ISO 26623-1 PSC y HSK-T63 con tolerancias de construcción DIN 69893-T, ICTM (ISO 12164-3) recomendadas para la aplicación en husillos de máquinas MULTI-TASK. El programa MCD' y está compuesto por portaherramientas y asientos portaplaquitas intercambiables. La gama presenta portaherramientas que permiten el montaje de herramientas para el mecanizado interno, externo, corte y roscado de los diferentes programas estándar disponibles en el mercado.

F MCD' est la ligne d'outils et porte-outils pour le tour, réalisés selon les normes ISO 26623-1 PSC et HSK-T63 avec des tolérances de fabrication DIN 69893-T, ICTM (ISO 12164-3) recommandées pour l'application sur les broches des machines MULTI-TASK. Le programme MCD' est composé de porte-outils et logements porte-plaquette interchangeables. La gamme est complétée par le porte-outils permettant l'installation d'outils pour intérieurs, extérieurs, le découpage et le filetage des différents programmes standard existants sur le marché.

I MCD' è la linea di utensili e portautensili da tornio, realizzati seguendo le norme ISO 26623-1 PSC e HSK-T63 con tolleranze costruttive DIN 69893-T, ICTM (ISO 12164-3) raccomandate per l'applicazione sui mandrini di macchine MULTI-TASK. Il programma MCD' è composto da portautensili e seggi porta inserto intercambiabili. La gamma è completa di portautensili che permettono il montaggio di utensili per interni, esterni, taglio e filettatura dei vari programmi standard esistenti sul mercato.

DIN 69893
MCD' HSK-T63



- Supplied with coolant tube
- Lieferung inklusive Kühlmittelrohr
- Completo con racor para el refrigerante
- Pourvu de raccord pour liquide d'arrosage
- Completo di raccordo per il refrigerante

- Available on request HP = High Pressure
- Auf Anfrage HP = High Pressure
- Disponible bajo pedido HP = Alta presión
- Disponible sur demande HP = Haute pression
- Fornibili a richiesta HP = Alta Pressione

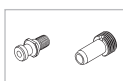
HSK-T	REF.	CODE	A	A ₁	F	L	L ₁	K _r ¹⁾	γ ²⁾	λ ³⁾		kg		
63	MCD'HSK-T63 PCLNR 45075-19	6H06PCLNR40719N	31	76	45	75	49	95°	6°	6°		1.3		
	MCD'HSK-T63 PCLNL 45075-19	6H06PCLNL40719N						93°					DNM..1506..	
	MCD'HSK-T63 PDJNR 45075-15	6H06PDJNR40715N												107° 30'
	MCD'HSK-T63 PDJNL 45075-15	6H06PDJNL40715N												
	MCD'HSK-T63 SVHBR 45075-16	6H06SVHBR40716N				73	47	75°	6°	6°	SNM..1906..			
	MCD'HSK-T63 SVHBL 45075-16	6H06SVHBL40716N												
	MCD'HSK-T63 PSKNR 45073-19	6H06PSKNR40719N				71	40	75	49	75°	6°		6°	SNM..1906..
	MCD'HSK-T63 PSKNL 45073-19	6H06PSKNL40719N												
	MCD'HSK-T63 PSRNR 40075-19	6H06PSRNR40719N				71	40	75	49	75°	6°		6°	SNM..1906..
	MCD'HSK-T63 PSRNL 40075-19	6H06PSRNL40719N												

- Right hand tool holder shown. 1) Side cutting edge angle. 2) True rake angle. 3) Cutting edge inclination
- Adapter für Drehklemmhalter. 1) Einstellungswinkel. 2) Obere Freifläche. 3) Neigungswinkel
- Adaptadores porta-herramientas. 1) Ángulo de registro. 2) Ángulo de desprendimiento superior. 3) Ángulo de inclinación
- Adapteurs porte outils. 1) Angle d'enregistrement. 2) Angle de dépouille supérieure. 3) Angle d'inclinaison
- In figura portautensile destro. 1) Angolo di registrazione. 2) Angolo di spoglia superiore. 3) Angolo di inclinazione

248

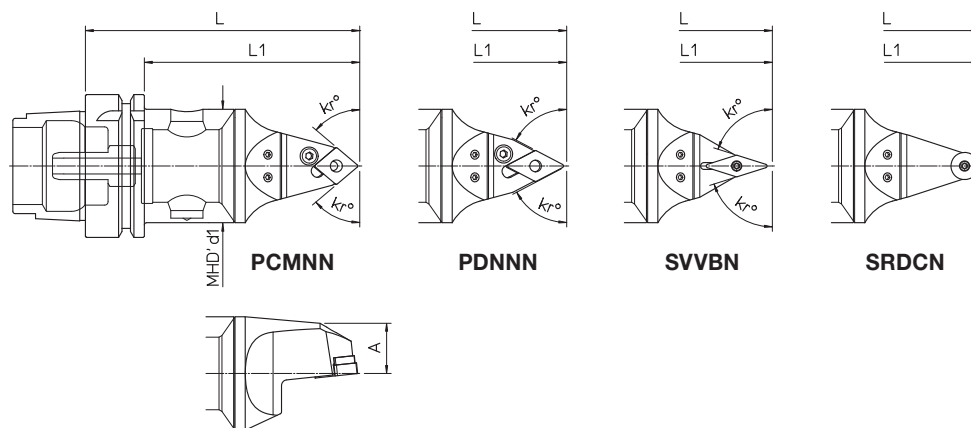
240

235-236



- TURNING TOOLS
- DREHENWERKZEUGE
- HERRAMIENTAS DE TORNEADO
- OUTILS DE TOURNAGE
- UTENSILI DI TORNITURA

DIN 69893
MCD' HSK-T63



- Supplied with coolant tube
- Lieferung inklusive Kühlmittelrohr
- Completo con racor para el refrigerante
- Pourvu de raccord pour liquide d'arrosage
- Completo di raccordo per il refrigerante

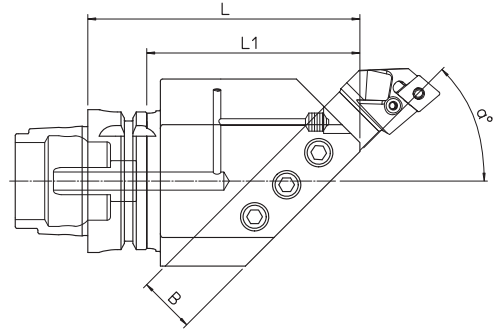
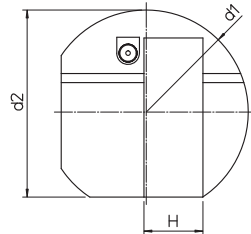
- Available on request HP = High Pressure
- Auf Anfrage HP = High Pressure
- Disponible bajo pedido HP = Alta presión
- Disponible sur demande HP = Haute pression
- Fornibili a richiesta HP = Alta Pressione

HSK-T	REF.	CODE	MHD'd1	A	L	L1	K _r ¹⁾	γ ²⁾	λ ³⁾		kg
63	MCD' HSK-T63 PCMNN 00121-12	6H06PCMNN01212N	50	22	121	95	50°	6°	0°		1.4
	MCD' HSK-T63 PDNNN 00121-15	6H06PDNNN01215N					62° 30'				
	MCD' HSK-T63 SVVBN 00121-16	6H06SVVBN01216N					72° 30'				
	MCD' HSK-T63 SRDCN 00121-12	6H06SRDCN01212N					-				

- 1) Side cutting edge angle. 2) True rake angle. 3) Cutting edge inclination
- 1) Einstellungswinkel. 2) Obere Freifläche. 3) Neigungswinkel
- 1) Ángulo de registro. 2) Ángulo de desprendimiento superior. 3) Ángulo de inclinación
- 1) Angle d'enregistrement. 2) Angle de dépouille supérieure. 3) Angle d'inclinaison
- 1) Angolo di registrazione. 2) Angolo di spoglia superiore. 3) Angolo di inclinazione

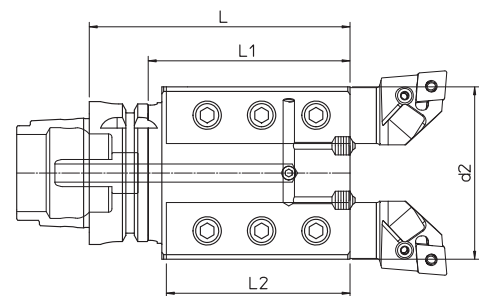
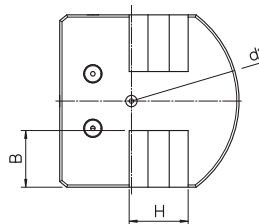
- EXTERNAL TURNING TOOL HOLDERS
- ADAPTER FÜR DREHSELN WERKZEUGHALTERUNGEN
- ADAPTADORES PORTA-HERRAMIENTAS PARA TORNEADO
- ADAPTEURS PORTE OUTILS DE TOURNAGE
- ADATTATORI PORTAUTENSILI DI TORNITURA

DIN 69893
MCD' HSK-T63



- Right hand tool holder shown. Supplied with coolant tube. Without bit-holders and clamping wrenches. A standard application requires left hand tools with right hand adapters.
- Adapter für Drehklemmhalter. Lieferung inklusive Kühlmittelrohr. Werkzeuge und Anzugsschlüssel nicht inbegriffen. Die normale Anwendung erfordert ein linkes Werkzeug in einem rechten Adapter.
- Adaptadores porta-herramientas. Completo con racor para el refrigerante. No incluye los asientos ni las llaves de apriete. El uso normal requiere una herramienta izquierda en un adaptador derecho.
- Adapteurs porte outils. Pourvu de raccord pour liquide d'arrosage. Logements et vis de serrage excus. L'utilisation normale nécessite un outil gauche dans un adaptateur droit.
- In figura portautensile destro. Completo di raccordo per il refrigerante. Seggi e chiavi di serraggio esclusi. L'utilizzo normale richiede un utensile sinistro in un adattatore destro.

HSK-T	REF.	CODE	L	L1	d1	d2	a°	BxH	kg
63	MCD' HSK-T63 TU25.45R	71HСКА63T2545R1	120	94	90	82.5	45°	25x25	3.4
	MCD' HSK-T63 TU25.45L	71HСКА63T2545L1							



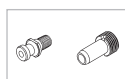
- Supplied with coolant tube. Without bit-holders and clamping wrenches
- Lieferung inklusive Kühlmittelrohr. Werkzeuge und Anzugsschlüssel nicht inbegriffen
- Completo con racor para el refrigerante. No incluye los asientos ni las llaves de apriete.
- Pourvu de raccord pour liquide d'arrosage. Logements et vis de serrage excus
- Completo di raccordo per il refrigerante. Seggi e chiavi di serraggio esclusi

HSK-T	REF.	CODE	L	L1	L2	d1	d2	BxH	kg
63	MCD' HSK-T63 TU25.02N	71HСКА63T2502N1	115	89	80	95	76	25x25	3.5

248



240

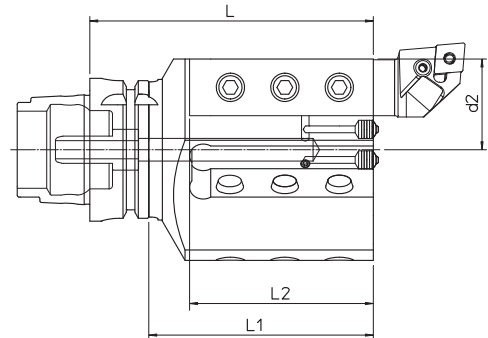
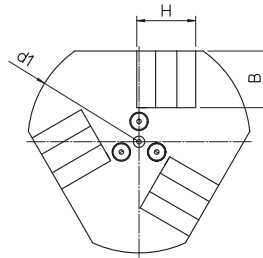


237



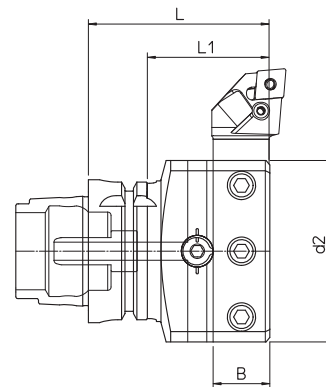
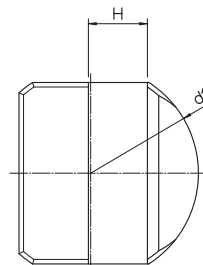
- EXTERNAL TURNING TOOL HOLDERS
- ADAPTER FÜR DRECHSELN WERKZEUGHALTERUNGEN
- ADAPTADORES PORTA-HERRAMIENTAS PARA TORNEADO
- ADAPTEURS PORTE OUTILS DE TOURNAGE
- ADATTATORI PORTAUTENSILI DI TORNITURA

DIN 69893 MCD' HSK-T63



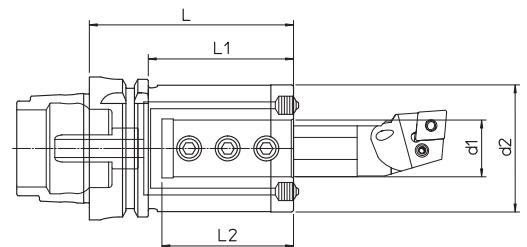
- Supplied with coolant tube. Without bit-holders and clamping wrenches
- Lieferung inklusive Kühlmittelrohr. Werkzeuge und Anzugsschlüssel nicht inbegriffen
- Completo con racor para el refrigerante. No incluye los asientos ni las llaves de apriete.
- Pourvu de raccord pour liquide d'arrosage. Logements et vis de serrage exclus
- Completo di raccordo per il refrigerante. Seggi e chiavi di serraggio esclusi

HSK-T	REF.	CODE	L	L1	L2	d1	d2	BxH	kg
63	MCD' HSK-T63 TU25.03R	71HСКА63T2503R1	125	99	80	98	40	25x25	4
	MCD' HSK-T63 TU25.03L	71HСКА63T2503L1							



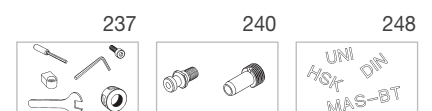
- Supplied with coolant tube. Without bit-holders and clamping wrenches
- Lieferung inklusive Kühlmittelrohr. Werkzeuge und Anzugsschlüssel nicht inbegriffen
- Completo con racor para el refrigerante. No incluye los asientos ni las llaves de apriete.
- Pourvu de raccord pour liquide d'arrosage. Logements et vis de serrage exclus
- Completo di raccordo per il refrigerante. Seggi e chiavi di serraggio esclusi

HSK-T	REF.	CODE	L	L1	d1	d2	BxH	kg
63	MCD' HSK-T63 TU25.90	71HСКА63T259001	80	54	95	80	25x25	5.1



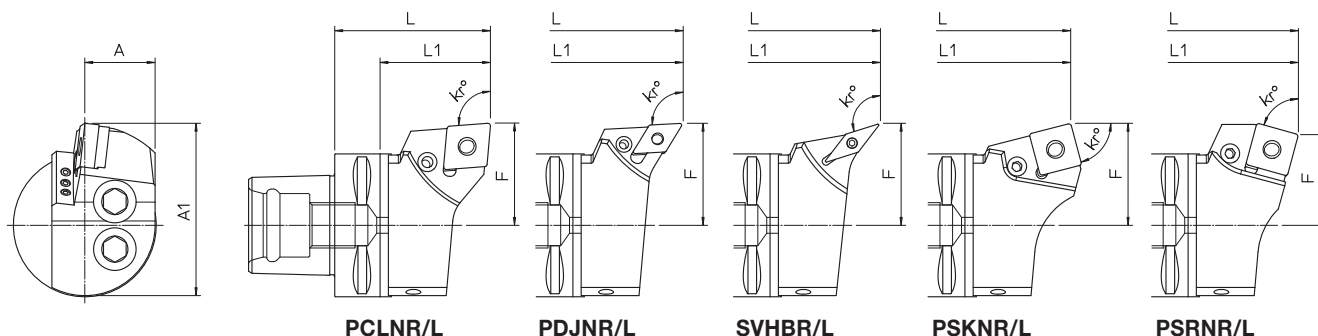
- Supplied with coolant tube. Without bit-holders and clamping wrenches. **Reduction bushes on request.**
- Lieferung inklusive Kühlmittelrohr. Werkzeuge und Anzugsschlüssel nicht inbegriffen. **Einsatzhülse auf Anfrage.**
- Completo con racor para el refrigerante. No incluye los asientos ni las llaves de apriete. **Casquillos reductores bajo pedido.**
- Pourvu de raccord pour liquide d'arrosage. Logements et vis de serrage exclus. **Douilles de réduction sur demande.**
- Completo di raccordo per il refrigerante. Seggi e chiavi di serraggio esclusi. **Bussole di riduzione a richiesta.**

HSK-T	REF.	CODE	d1 ^{H7}	d2	L	L1	L2	kg
63	MCD' HSK-A63 D.25x90	71HСКА63D250901	25	56	90	64	58	1.6
	MCD' HSK-A63 D.40x135	71HСКА63D401301	40	80	135	109	85	3.9



ISO 26623-1

MCD' PSC



- Available on request HP = High Pressure
- Auf Anfrage HP = High Pressure
- Disponible bajo pedido HP = Alta presión
- Disponible sur demande HP = Haute pression
- Fornibili a richiesta HP = Alta Pressione

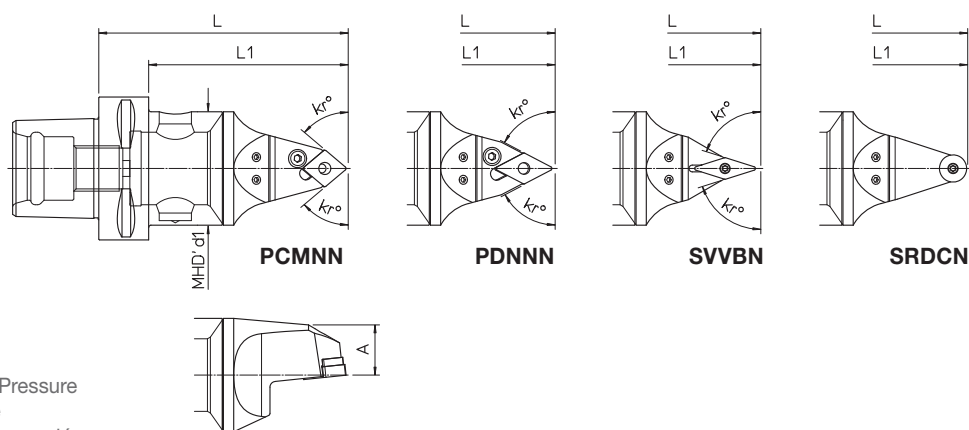
PSC	REF.	CODE	A	A ₁	F	L	L ₁	K _r ¹⁾	γ ²⁾	λ ³⁾		kg				
40	MCD' PSC 40 PCLNR/L 27050-12	6P04PCLNR/L20512N	19.5	47	27	50	30	95°	6°	6°	CNM..1204..	0.5				
	MCD' PSC 40 PDJNR/L 27055-15	6P04PDJNR/L20515N						93°			DNM..1506..					
	MCD' PSC 40 PSKNR/L 27050-12	6P04PSKNR/L20512N						75°			SNM..1204..					
	MCD' PSC 40 PSRNR/L 22050-12	6P04PSRNR/L20512N						50			30		75°	SNM..1204..		
50	MCD' PSC 50 PCLNR/L 35060-12	6P05PCLNR/L30612N	24.5	60	35	60	40	95°	6°	6°	CNM..1204..	0.8				
	MCD' PSC 50 PDJNR/L 35060-15	6P05PDJNR/L30615N						93°			DNM..1508..					
	MCD' PSC 50 PSKNR/L 35060-12	6P05PSKNR/L30612N						75°			SNM..1204..					
	MCD' PSC 50 PSRNR/L 27060-12	6P05PSRNR/L20612N						52			27		75°	SNM..1204..		
63	MCD' PSC 63 PCLNR/L 45065-19	6P06PCLNR/L40619N	31	76	45	65	45	95°	6°	6°	CNM..1906..	1.3				
	MCD' PSC 63 PDJNR/L 45065-15	6P06PDJNR/L40615N						93°			DNM..1506..					
	MCD' PSC 63 SVHBR/L 45065-16	6P06SVHBR/L40616N						107.5°			0°		0°	VBM..1604..		
	MCD' PSC 63 PSKNR/L 45065-19	6P06PSKNR/L40619N						63			43		75°	6°	6°	SNM..1906..
	MCD' PSC 63 PSRNR/L 40065-19	6P06PSRNR/L40619N						71			40		65	45	75°	6°
80	MCD' PSC 80 PCLNR/L 55080-19	6P08PCLNR/L50819N	39.5	95	55	80	50	95°	6°	6°	CNM..1906..	2.8				
	MCD' PSC 80 PDJNR/L 55080-15	6P08PDJNR/L50815N						93°			DNM..1506..					
	MCD' PSC 80 SVHBR/L 55080-16	6P08SVHBR/L50816N						107.5°			0°		0°	VBM..1604..		
	MCD' PSC 80 PSKNR/L 55080-19	6P08PSKNR/L50819N						78			48		75°	6°	6°	SNM..1906..
	MCD' PSC 80 PSRNR/L 45080-19	6P08PSRNR/L40819N						85			45		80	50	75°	6°

- Right hand tool holder shown. 1) Side cutting edge angle. 2) True rake angle. 3) Cutting edge inclination
- Adapter für Drehklemmhalter. 1) Einstellungswinkel. 2) Obere Freifläche. 3) Neigungswinkel
- Adaptadores porta-herramientas. 1) Ángulo de registro. 2) Ángulo de desprendimiento superior. 3) Ángulo de inclinación
- Adapteurs porte outils. 1) Angle d'enregistrement. 2) Angle de dépouille supérieure. 3) Angle d'inclinaison
- In figura portautensile destro. 1) Angolo di registrazione. 2) Angolo di spoglia superiore. 3) Angolo di inclinazione



- TURNING TOOLS
- DREHENWERKZEUGE
- HERRAMIENTAS DE TORNEADO
- OUTILS DE TOURNAGE
- UTENSILI DI TORNITURA

ISO 26623-1 MCD' PSC



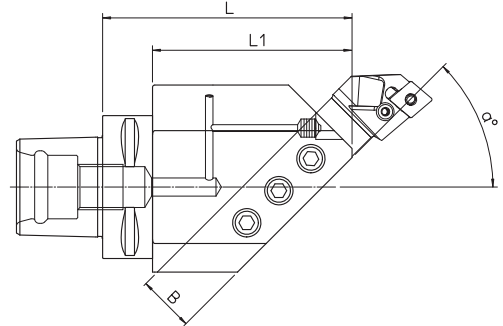
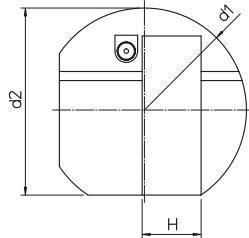
- Available on request HP = High Pressure
- Auf Anfrage HP = High Pressure
- Disponible bajo pedido HP = Alta presión
- Disponible sur demande HP = Haute pression
- Fornibili a richiesta HP = Alta Pressione

PSC	REF.	CODE	MHD'd ₁	A	L	L ₁	K _r ¹⁾	γ ²⁾	λ ³⁾		kg
40	MCD' PSC 40 PCMN 00090-12	6P04PCMN00912N	40	22.5	90	70	50	6°	0°	CNM..1204..	0.7
	MCD' PSC 40 PDNN 00090-15	6P04PDNN00915N					62.5			DNM..1506..	
	MCD' PSC 40 SVVB 00090-16	6P04SVVB00916N					72.5	VBM..1604..			
	MCD' PSC 40 SRDCN 00090-10	6P04SRDCN00910N					-	RCM..10T3..			
50	MCD' PSC 50 PCMN 00110-12	6P05PCMN01112N	50	22.1	110	88	50	6°	0°	CNM..1204..	1.2
	MCD' PSC 50 PDNN 00110-15	6P05PDNN01115N					62.5			DNM..1506..	
	MCD' PSC 50 SVVB 00110-16	6P05SVVB01116N					72.5	VBM..1604..			
	MCD' PSC 50 SRDCN 00110-12	6P05SRDCN01112N					-	RCM..1204..			
63	MCD' PSC 63 PCMN 00110-12	6P06PCMN01112N	63	28.5	140	110	50	6°	0°	CNM..1204..	1.6
	MCD' PSC 63 PDNN 00110-15	6P06PDNN01115N					62.5			DNM..1506..	
	MCD' PSC 63 SVVB 00110-16	6P06SVVB01116N					72.5	VBM..1604..			
	MCD' PSC 63 SRDCN 00110-12	6P06SRDCN01112N					-	RCM..1204..			
80	MCD' PSC 80 PCMN 00140-12	6P08PCMN01412N	80	28.5	140	110	50	6°	0°	CNM..1204..	3.3
	MCD' PSC 80 PDNN 00140-15	6P08PDNN01415N					62.5			DNM..1506..	
	MCD' PSC 80 SVVB 00140-16	6P08SVVB01416N					72.5	VBM..1604..			
	MCD' PSC 80 SRDCN 00140-16	6P08SRDCN01416N					-	RCM..1606..			

- 1) Side cutting edge angle. 2) True rake angle. 3) Cutting edge inclination
- 1) Einstellungswinkel. 2) Obere Freifläche. 3) Neigungswinkel
- 1) Ángulo de registro. 2) Ángulo de desprendimiento superior. 3) Ángulo de inclinación
- 1) Angle d'enregistrement. 2) Angle de dépouille supérieure. 3) Angle d'inclinaison
- 1) Angolo di registrazione. 2) Angolo di spoglia superiore. 3) Angolo di inclinazione

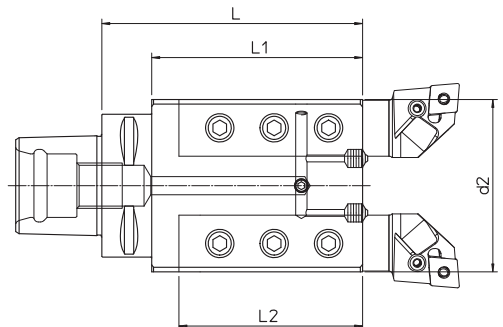
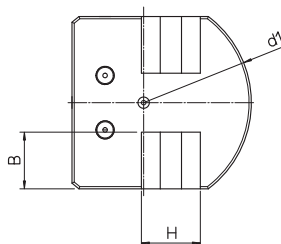


ISO 26623-1 MCD' PSC



- Right hand tool holder shown. Without bit-holders and clamping wrenches. A standard application requires left hand tools with right hand adapters.
- Adapter für Drehklemmhalter. Werkzeuge und Anzugsschlüssel nicht inbegriffen. Die normale Anwendung erfordert ein linkes Werkzeug in einem rechten Adapter.
- Adaptadores porta-herramientas. No incluye los asientos ni las llaves de apriete. El uso normal requiere una herramienta izquierda en una adaptador derecho.
- Adapteurs porte outils. Logements et vis de serrage exlcus. L'utilisation normale nécessite un outil gauche dans un adaptateur droit.
- In figura portautensile destro. Seggi e chiavi di serraggio esclusi. L'utilizzo normale richiede un utensile sinistro in un adattatore destro.

PSC	REF.	CODE	L	L ₁	d ₁	d ₂	a°	BxH	kg
50	MCD' PSC 50 TU20.45R/L	71PSC050T2045R/L1	90	70	72	65	45°	20x20	1.8
63	MCD' PSC 63 TU25.45R/L	71PSC063T2545R/L1	110	88	90	82.5		25x25	3.5
80	MCD' PSC 80 TU32.45R/L	71PSC080T3245R/L1	135	105	115	98.5		32x32	6.4



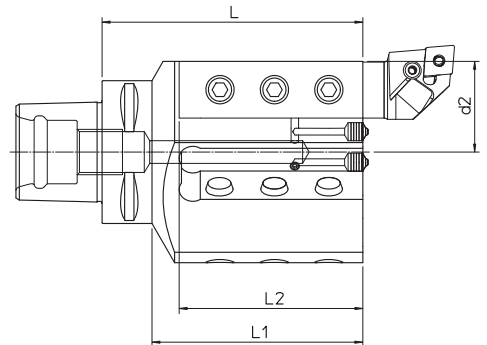
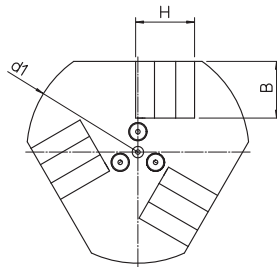
- Without bit-holders and clamping wrenches
- Werkzeuge und Anzugsschlüssel nicht inbegriffen
- No incluye los asientos ni las llaves de apriete.
- Logements et vis de serrage exlcus
- Seggi e chiavi di serraggio esclusi

PSC	REF.	CODE	L	L ₁	L ₂	d ₁	d ₂	BxH	kg
50	MCD' PSC 50 TU20.02	71PSC050T200201	100	80	64	80	63	20x20	2.5
63	MCD' PSC 63 TU25.02	71PSC063T250201	115	93	80	95	76	25x25	4
80	MCD' PSC 80 TU32.02	71PSC080T320201	125	95		115	86	32x32	6.2



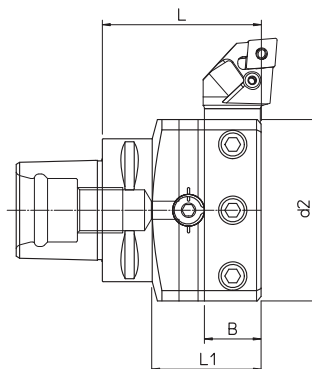
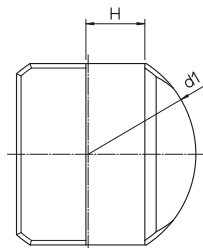
- EXTERNAL TURNING TOOL HOLDERS
- ADAPTER FÜR DRECHSELN WERKZEUGHALTERUNGEN
- ADAPTADORES PORTA-HERRAMIENTAS PARA TORNEADO
- ADAPTEURS PORTE OUTILS DE TOURNAGE
- ADATTATORI PORTAUTENSILI DI TORNITURA

ISO 26623-1 MCD' PSC



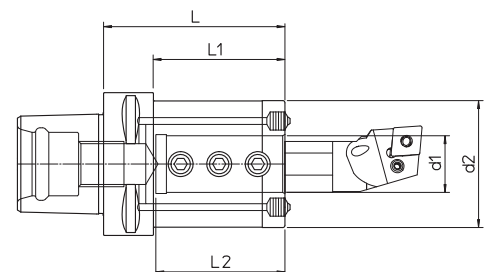
- Without bit-holders and clamping wrenches
- Werkzeuge und Anzugsschlüssel nicht inbegriffen
- No incluye los asientos ni las llaves de apriete.
- Logements et vis de serrage exlcus
- Seggi e chiavi di serraggio esclusi

PSC	REF.	CODE	L	L1	L2	d1	d2	BxH	kg
63	MCD' PSC 63 TU25.03R	71PSC063T2503R1	115	93	80	98	40	25x25	4
	MCD' PSC 63 TU25.03L	71PSC063T2503L1							



- Without bit-holders and clamping wrenches
- Werkzeuge und Anzugsschlüssel nicht inbegriffen
- No incluye los asientos ni las llaves de apriete.
- Logements et vis de serrage exlcus
- Seggi e chiavi di serraggio esclusi

PSC	REF.	CODE	L	L1	d1	d2	BxH	kg
50	MCD' PSC 50 TU20.90	71PSC050T209001	60	40	80	64	20x20	1.4
63	MCD' PSC 63 TU25.90	71PSC063T259001	70	48	95	80	25x25	2.6
80	MCD' PSC 80 TU32.90	71PSC080T329001	80	50	115	90	32x32	4.4



- Without bit-holders and clamping wrenches. **Reduction bushes on request.**
- Werkzeuge und Anzugsschlüssel nicht inbegriffen. **Einsatzhülse auf Anfrage.**
- No incluye los asientos ni las llaves de apriete. **Casquillos reductores bajo pedido.**
- Logements et vis de serrage exlcus. **Douilles de réduction sur demande.**
- Seggi e chiavi di serraggio esclusi. **Bussole di riduzione a richiesta.**

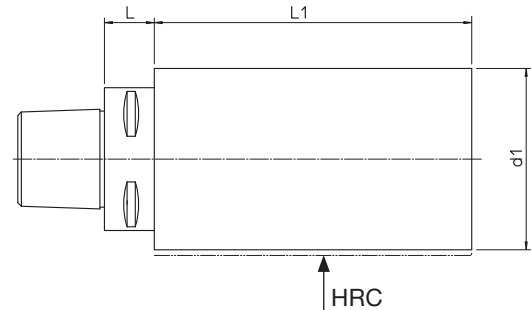
PSC	REF.	CODE	d1 ^{H7}	d2	L	L1	L2	kg
50	MCD' PSC 50 D.25x80	71PSC050D250801	25	56	80	60	58	1.4
63	MCD' PSC 63 D.25x80	71PSC063D250801				58		
		MCD' PSC 63 D.40x125	71PSC063D401201	40	80	125	103	3.9
80	MCD' PSC 80 D.25x85	71PSC080D250801	25	56	85	55	58	2.6
	MCD' PSC 80 D.40x125	71PSC080D401201	40	80	125	95	85	4.6



- SEMIFINISHED CHUCK HOLDERS
- WERKZEUGAUFNAHMERÖHLING
- ADAPTADORES SEMIELABORADOS
- ADAPTATEURS SEMI-FINIS
- ADATTATORI SEMILAVORATI

ISO 26623-1

PSC-NS-H28-42



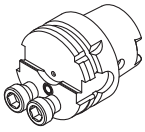
PSC	REF.	CODE	d_1	L	L ₁	kg	HRC
40	PSC 40 - NS 50.160/140 H.28	71PSC040Z205014	50	20	140	2.4	28
	PSC 40 - NS 63.160/140 H.28	71PSC040Z206314	63			3.6	
	PSC 40 - NS 80.160/140 H.28	71PSC040Z208014	80			5.7	
50	PSC 50 - NS 63.160/140 H.28	71PSC050Z206314	63			3.8	
	PSC 50 - NS 80.160/140 H.28	71PSC050Z208014	80			10.2	
	PSC 50 - NS 100.180/160 H.28	71PSC050Z210016	100			160	
63	PSC 63 - NS 80.162/140 H.28	71PSC063Z208014	80	22	140	6.2	
	PSC 63 - NS 100.182/160 H.28	71PSC063Z210016	100		160	10.4	
	PSC 63 - NS 120.202/180 H.28	71PSC063Z212018	120		180	17	
80	PSC 80 - NS 100.190/160 H.28	71PSC080Z210016	100	30	160	11.5	
	PSC 80 - NS 140.210/180 H.28	71PSC080Z214018	140		180	23.4	

PSC	REF.	CODE	d_1	L	L ₁	kg	HRC
40	PSC 40 - NS 50.160/140 H.42	71PSC040Z405014	50	20	140	2.4	42
	PSC 40 - NS 63.160/140 H.42	71PSC040Z406314	63			3.6	
	PSC 40 - NS 80.160/140 H.42	71PSC040Z408014	80			5.7	
50	PSC 50 - NS 63.160/140 H.42	71PSC050Z406314	63			3.8	
	PSC 50 - NS 80.160/140 H.42	71PSC050Z408014	80			10.2	
	PSC 50 - NS 100.180/160 H.42	71PSC050Z410016	100			160	
63	PSC 63 - NS 80.162/140 H.42	71PSC063Z408014	80	22	140	6.2	
	PSC 63 - NS 100.182/160 H.42	71PSC063Z410016	100		160	10.4	
	PSC 63 - NS 120.202/180 H.42	71PSC063Z412018	120		180	17	
80	PSC 80 - NS 100.190/160 H.42	71PSC080Z410016	100	30	160	11.5	
	PSC 80 - NS 140.210/180 H.42	71PSC080Z414018	140		180	23.4	

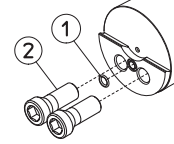


- ACCESSORIES AND SPARE PARTS
- ZUBEHÖRTEILE UND ERSATZTEILE
- ACCESORIOS Y PIEZAS DE RECAMBIO
- ACCESSOIRES ET PIÈCES DETACHÉES
- ACCESSORI E PARTI DI RICAMBIO

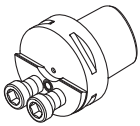
MCD' HSK



REF. MCD'	CODE
HSK-T63 F30 RL	71HSKA63F030RL1



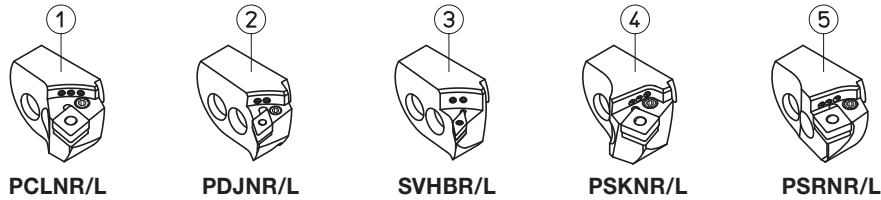
MCD' PSC



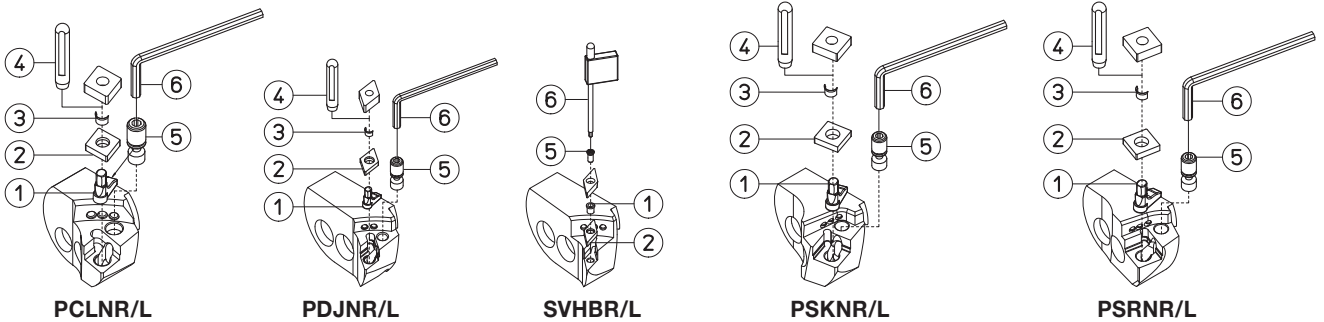
REF. MCD'	CODE
PSC 40 F20 RL	71PSC040F020RL1
PSC 50 F20 RL	71PSC050F020RL1
PSC 63 F20 RL	71PSC063F020RL1
PSC 80 F30 RL	71PSC080F030RL1

REF. MCD'	CODE 1	CODE 2
PSC 40	10 125 4 004515	20 010 017 0620
PSC 50		20 010 017 0820
HSK-T63 / PSC 63	10 125 4 005515	20 010 017 1225
PSC 80		20 010 017 1631


MCD' HSK / PSC



REF.	CODE 1	CODE 2	CODE 3	CODE 4	CODE 5
MCD' 40	7504PCLNR/L203 12 N	7504PDJNR/L203 15 N		7504PSKNR/L203 12 N	7504PSRNR/L203 12 N
MCD' 50	7505PCLNR/L304 12 N	7505PDJNR/L304 15 N		7505PSKNR/L304 12 N	7505PSRNR/L204 12 N
MCD' 63	7506PCLNR/L404 19 N	7506PDJNR/L404 15 N	7506SVHBR/L404 16 N	7506PSKNR/L404 19 N	7506PSRNR/L404 19 N
MCD' 80	7508PCLNR/L505 19 N	7508PDJNR/L505 15 N	7508SVHBR/L505 16 N	7508PSKNR/L505 19 N	7508PSRNR/L405 19 N



	REF.	CODE 1	CODE 2	CODE 3	CODE 4	CODE 5	CODE 6
□	PCLNR/L ... - 12	49 11 1 0000002	49 20 3 0003012	10 065 5 065 060	10 150 13 0 7100	49 43 1 0080230	10 150 01 0 0400
	PCLNR/L ... - 19	49 11 1 1190600	49 20 3 1190600	10 065 5 095 112	10 150 13 0 1408	49 43 1 1190600	
◻	PDJNR/L ... - 15	49 11 1 0000003	49 20 3 0003015	10 065 5 065 060	10 150 13 0 7100	49 43 1 0080260	10 150 01 0 0300
	SVHBR/L ... - 16	49 20 1 0000508	49 20 3 0003016	-	-	49 42 1 0035070	10 150 09 0 1500
◻	PSKNR/L ... - 12	49 11 1 0000002	49 20 3 5120400	10 065 5 065 060	10 150 13 0 7100	49 43 1 0080230	10 150 01 0 0400
	PSKNR/L ... - 19	49 11 1 1190600	49 20 3 5190600	10 065 5 095 112	10 150 13 0 1408	49 43 1 1190600	
◻	PSRNR/L ... - 12	49 11 1 0000002	49 20 3 5120400	10 065 5 065 060	10 150 13 0 7100	49 43 1 0080230	10 150 01 0 0400
	PSRNR/L ... - 19	49 11 1 1190600	49 20 3 5190600	10 065 5 095 112	10 150 13 0 1408	49 43 1 1190600	

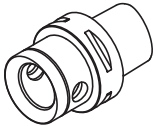


MCD' HSK

HSK-A	REF.	CODE
63	HSK-A63 MHD'50.66	41 6 50 15 063 20

- Complete range of cones on page 61 • Komplette Konusreihe auf Seite 61 • Gama completa de los conos en la pág. 61
- Gamme complète des cônes à la page 61 • Gamma completa dei coni a pag.61

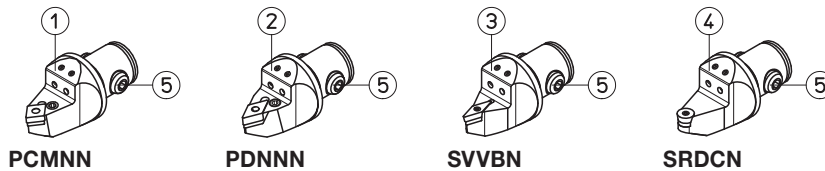
MCD' PSC



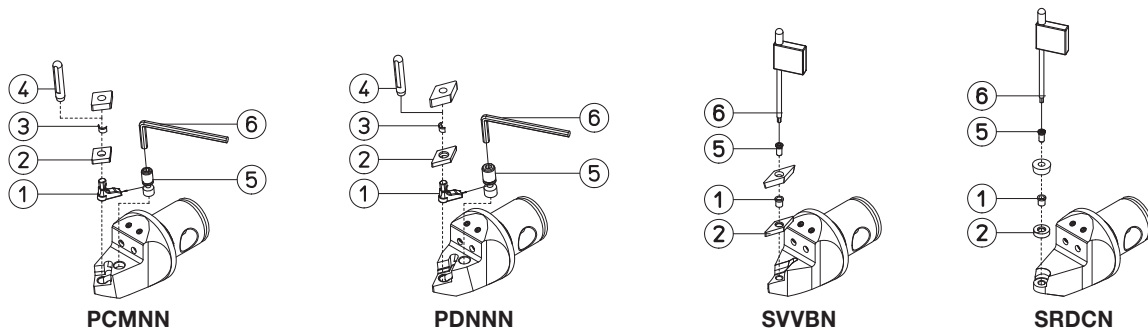
PSC	REF.	CODE
40	PSC 40 - MHD' 40.45	41 6 40 26 040 04
50	PSC 50 - MHD' 50.55	41 6 50 26 050 05
63	PSC 63 - MHD' 50.55	41 6 50 26 063 05
80	PSC 80 - MHD' 63.70	41 6 63 26 080 07

- Complete range of cones on page 63 • Komplette Konusreihe auf Seite 63 • Gama completa de los conos en la pág. 63
- Gamme complète des cônes à la page 63 • Gamma completa dei coni a pag.63

MCD' HSK / PSC

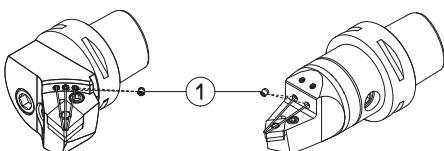


REF.	CODE 1	CODE 2	CODE 3	CODE 4	CODE 5
MCD' MHD' 40	65 75 40 001120	65 75 40 002150	65 75 40 003160	65 75 40 004100	38 17 25 001401
MCD' MHD' 50	65 75 50 001120	65 75 50 002150	65 75 50 003160	65 75 50 004120	38 17 25 001501
MCD' MHD' 63	65 75 63 001120	65 75 63 002150	65 75 63 003160	65 75 63 004160	38 17 25 001002



REF	CODE 1	CODE 2	CODE 3	CODE 4	CODE 5	CODE 6
PCMNN ... - 12	49 11 1 0000002	49 20 3 0003012	10 065 5 065 060	10 150 13 0 7100	49 43 1 0080230	10 150 01 0 0400
PDNNN ... - 15	49 11 1 0000003	49 20 3 0003015	10 065 5 065 060	10 150 13 0 7100	49 43 1 0080260	10 150 01 0 0300
SVVBN ... - 16	49 20 1 0000508	49 20 3 0003016	-	-	49 42 1 0035070	10 150 09 0 1500
SRDCN ... - 10	49 20 1 0000508	49 20 3 4100300	-	-	49 42 1 0035070	10 150 09 0 1500
SRDCN ... - 12	49 20 1 0000508	49 20 3 0003013	-	-	49 42 1 0035070	10 150 09 0 1500
SRDCN ... - 16	49 20 1 4160600	49 20 3 4160600	-	-	49 42 1 4160600	10 150 09 0 2000

MCD' HSK / PSC HP

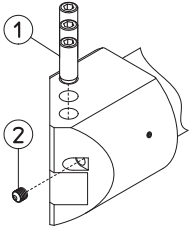


REF.	CODE 1
MCD' HSK / PSC HP	10 058 01 10 450



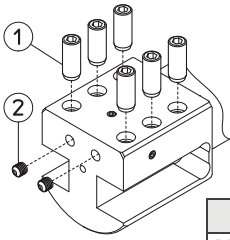
- ACCESSORIES AND SPARE PARTS
- ZUBEHÖRTEILE UND ERSATZTEILE
- ACCESORIOS Y PIEZAS DE RECAMBIO
- ACCESSOIRES ET PIÈCES DETACHÉES
- ACCESSORI E PARTI DI RICAMBIO

MCD' HSK / PSC



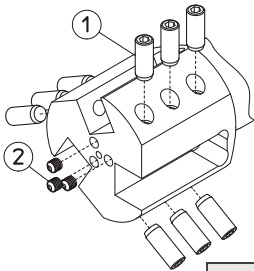
REF.	CODE 1	CODE 2
MCD' HSK-T63 TU25.45R/L	10 023 1 120 025	10 058 5 010 800
MCD' PSC 50 TU20.45R/L		
MCD' PSC 63 TU25.45R/L		
MCD' PSC 80 TU32.45R/L		

MCD' HSK / PSC



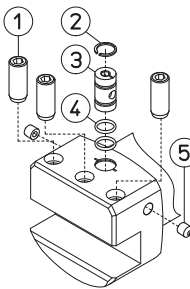
REF.	CODE 1	CODE 2
MCD' HSK-T63 TU25.02	10 023 1 120 025	10 058 5 010 800
MCD' PSC 50 TU20.02		
MCD' PSC 63 TU25.02		
MCD' PSC 80 TU32.02		

MCD' HSK / PSC



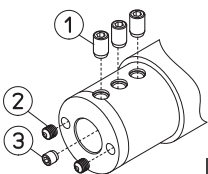
REF.	CODE 1	CODE 2
MCD' HSK-T63 TU25.03R/L	10 023 1 120 025	10 058 5 010 800
MCD' PSC 63 TU25.03R/L		

MCD' HSK / PSC



REF.	CODE 1	CODE 2	CODE 3	CODE 4	CODE 5
MCD' PSC 50 TU20.90	10 023 1 120 025	10 090 03 014 00	20 146 250 1400	10 125 1 002043	10 058 0 610 180
MCD' PSC 63 TU25.90					
MCD' HSK-T63 TU25.90					
MCD' PSC 80 TU32.90					

MCD' HSK / PSC



REF.	CODE 1	CODE 2	CODE 3
MCD' PSC 50 D.25x80	10 023 1 100 016	10 058 5 010 800	-
MCD' HSK-T63 / PSC 63 D.25x80	10 023 1 120 020		10 023 1 080 008
MCD' HSK-T63 / PSC 63 D.40x125	10 023 1 100 016		-
MCD' PSC 80 D.25x85	10 023 1 100 016		-
MCD' PSC 80 D.40x125	10 023 1 120 020		10 023 1 080 008